


Online Application Process

Step 1: Visit our home page at www.uvic.ca/elc and hit the LOGIN button



University of Victoria

ENGLISH LANGUAGE CENTRE

PROGRAMS ▾ STUDENT LIFE ▾ WHERE TO STAY ▾ HOW TO APPLY ▾ AGENTS & PARTNERS ▾ CONTACT US ▾ CONTINUING STUDIES

NEWSFEED

- [ELC voted #1 language school](#)
- [African adventure for Cultural Assistant Dana](#)
- [UVic Homestay in the news](#)
- [Summer Language and Culture](#)
- [Summer Academic Intensive Program \(ELAI\)](#)
- [April 21 Grand Opening – What a Party!](#)

I'm looking for ...

Step 2: You will be taken to the Continuing Studies login page. Log in to your account on the left side of the page. Remember to use the email that is on file to log in.

University of Victoria

CONTINUING STUDIES

PROGRAMS & COURSES ONLINE LEARNING INFO FOR STUDENTS ENGLISH LANGUAGE CENTRE

I'm looking for ...

Home / Login

Please login to continue

Login to my account

You may already have an account if you have been a UVic student, applicant, employee or if you have registered in a Continuing Studies course, online or by phone.

Username, Netlink ID, or Email

Password

Stay signed in

LOGIN

New to Continuing Studies?

In order to register for courses or apply for programs online you'll first need to create an account.

CREATE ACCOUNT

Step 3: Once you have logged in, you will be brought back to the ELC homepage. Go to the top bar, and click on your name to bring up a menu. Go to “My Account”

The screenshot shows the ELC homepage. At the top left is the University of Victoria logo. The main header area is red and white, with the text "ENGLISH LANGUAGE CENTRE" partially visible. A navigation bar below the header contains links: HOME, PROGRAMS, STUDENT LIFE, WHERE TO STAY, HOW TO APPLY, AGENTS & PARTNERS, CONTACT US, and CONTINUING STUDIES. In the top right corner, the user name "HI DAISUKE" is displayed next to a "LOGOUT" button. A dropdown menu is open under the user name, listing "My account", "Courses", "Messages", "Transcripts and statements", and "Shop cart". A red arrow points from the text above to the user name. The main content area features a large image of a red bicycle parked on a path overlooking a lake at sunset. The text "Victoria" is overlaid on the image, with the tagline "A beautiful home away from home" below it. On the right side, there is a "NEWSFEED" section with several news items: "ELC voted #1 language school", "African adventure for Cultural Assistant Dana", "UVic Homestay in the news", "Summer Language and Culture", "Summer Academic Intensive Program (ELAI)", and "April 21 Grand Opening – What a Party!".

Step 4: You will be brought to your account page. To submit a new ELC application, click on ELC applications on the left side of the page.

My account

 Dashboard

 Courses

 Contact info

 Messages

 Transcripts and statements

 Tax forms

 Shop cart


 ELC applications

Welcome Daisuke



 Contact info 

Daisuke

Email:

Phone: 

[UPDATE CONTACT INFO](#)



 New messages 

You have no new messages.



[VIEW ALL MESSAGES](#)

 Waitlisted items 

You are not waitlisted for anything right now.


 Wish list 

There are no items on your wish list.

 Active courses 

You do not have any active courses right now.

[VIEW ALL COURSES](#)



Step 5: You will be brought to the ELC application page. Hit the green button to start the process!

The screenshot shows the University of Victoria Continuing Studies website. The top navigation bar includes the University of Victoria logo, the text 'CONTINUING STUDIES', and user options 'HI DAISUKE' and 'LOGOUT'. Below this is a secondary navigation bar with links for 'PROGRAMS & COURSES', 'ONLINE LEARNING', 'INFO FOR STUDENTS', and 'ENGLISH LANGUAGE CENTRE'. A search bar is present with the placeholder text 'I'm looking for ...'. The main content area is titled 'My account' and features a sidebar menu with options: Dashboard, Courses, Contact info, Messages, Transcripts and statements, Tax forms, Shop cart, and ELC applications (highlighted). The main content area is titled 'ELC applications' and contains a section 'On behalf of:' with a green button labeled 'NEW STUDENT ELC APPLICATION' and a red arrow pointing to it. Below this is a table with columns 'ID', 'Student', 'Status', and 'Actions', and a message stating 'You have no applications at the moment.'

University of Victoria

CONTINUING STUDIES

HI DAISUKE LOGOUT

PROGRAMS & COURSES ONLINE LEARNING INFO FOR STUDENTS ENGLISH LANGUAGE CENTRE

I'm looking for ...

Home / ELC applications

My account

- Dashboard
- Courses
- Contact info
- Messages
- Transcripts and statements
- Tax forms
- Shop cart
- ELC applications**

ELC applications

On behalf of:

NEW STUDENT ELC APPLICATION

ID	Student	Status	Actions
You have no applications at the moment.			