




Summer Programs Welcome Guide



A MESSAGE FROM THE DIRECTOR



Please accept my warmest welcome to beautiful Victoria and the English Language Centre!

As you embark on this journey, our experienced team is ready to make it an unforgettable adventure of learning, growing and fun for you.

It's now time to find unlimited opportunities to improve your English language skills. This is also a unique environment that allows you to connect with students from around the world, learn about different cultures, and share ideas. Language learning in another country can be a life-changing opportunity so let us together make this an experience to remember.

Dr. Seppy Masoodi
English Language Centre Director



TABLE OF CONTENTS



Hello!

We are very excited to welcome you to Victoria! Here at the English Language Centre, you will experience many adventures and meet all kinds of new friends – this guide has important information you can use to begin your journey. We hope you find it useful!

~ ELC Staff, Teachers, and Cultural Assistants

Where Do I Start?

| | |
|------------------------------------|---|
| Table of Contents | 2 |
| Using My Account + Find Your Class | 3 |
| Your UVic ONECard | 5 |
| Learn About Upcoming Events | 6 |

The English Language Centre

| | |
|------------------------------------|----|
| English Language Centre Map | 7 |
| Student Services | 8 |
| UVic Homestay and UVic Dormitories | 9 |
| UVic Meal Plan | 11 |
| The Atrium + Weekly Activities | 12 |
| Cultural Assistants (CAs) | 14 |
| Additional Cost Activities | 15 |

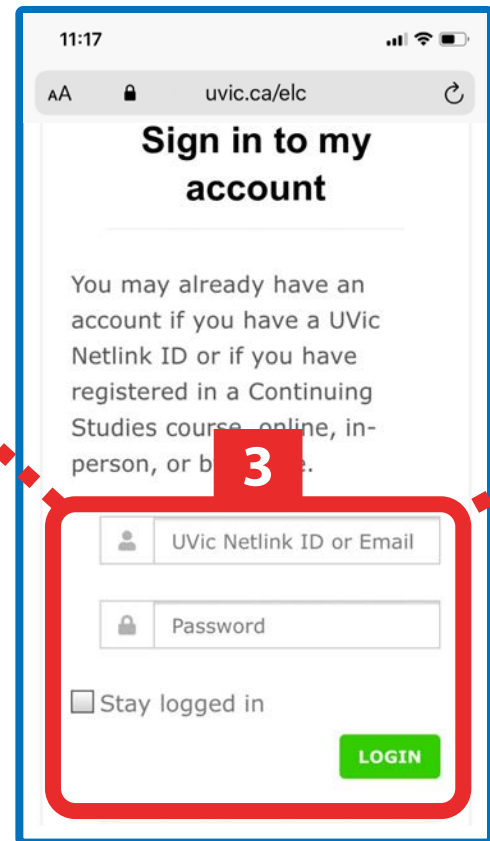
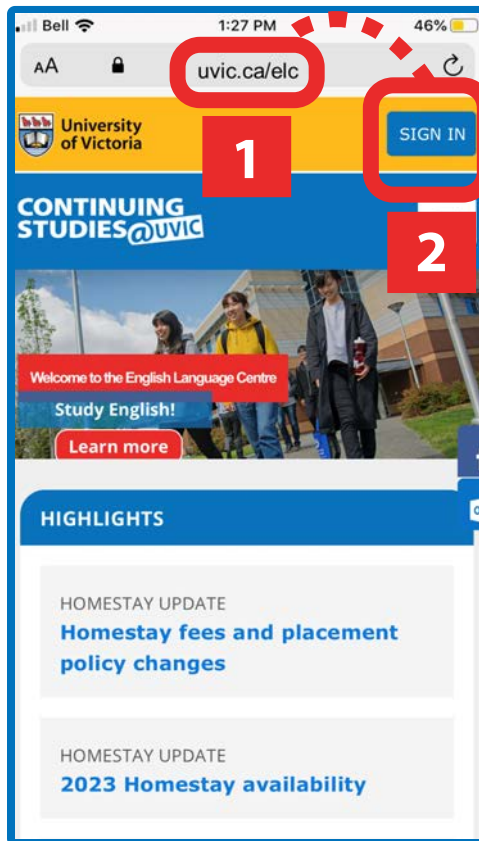
Campus Living

| | |
|--------------------------------|----|
| Campus Map | 16 |
| The Bus Loop + Campus Security | 17 |
| Jamie Cassels Centre | 18 |
| Eating on Campus | 19 |
| The Student Union Building | 20 |
| Campus Computers + Printing | 21 |
| Campus Gyms | 22 |
| Multifaith Services | 23 |

Life in Victoria

| | |
|--------------------------|----|
| Map of Greater Victoria | 24 |
| Map of Downtown Victoria | 25 |
| Busing in Victoria | 26 |
| Medical Insurance | 27 |
| Health Clinics | 28 |
| Personal Safety | 29 |
| Counselling | 30 |
| Suggestion Box | 31 |

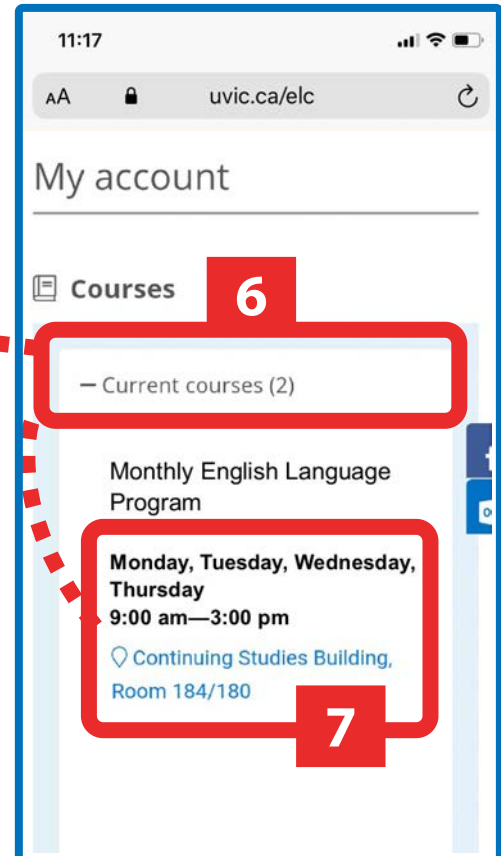

USING MY ACCOUNT + FIND YOUR CLASS



You can use your My Account page to learn what classes you are registered for online!
Here's how:

- 1** Go to uvic.ca/elc.
- 2** Click the **SIGN IN** button in the top-right corner of the page.
- 3** Log in using the **Netlink ID** and password you made for yourself before you came to Canada.
- 4** Select **Courses**.
- 5** Select **Current Courses**.
- 6** Your information will be online by 8:00pm on the first day of your program.

USING MY ACCOUNT + FIND YOUR CLASS



Can't remember your Netlink ID?

Don't worry! First, try checking your email - UVic probably sent you an email to confirm your Netlink ID a few weeks ago. If you can't find it, all you need to access your Netlink ID is:

- Your full name
- Your date of birth
- Your ONECard's V Number

Visit <https://www.uvic.ca/netlink/recover/personalInfo>



This screenshot shows the 'NetLink account recovery' page on the UVic NetLink website. The page is titled 'NetLink account recovery' and indicates it is 'Step 1 of 6'. It includes a section for 'Personal information' with a form field for 'First name*'. The page also features a navigation bar at the top and a breadcrumb trail: 'home » manage your account » can't sign in'.

YOUR UVIC ONECARD



Your ONECard is your UVic identification



You can use it to buy things on campus



You can also use it to ride public buses in the city

You will get your ONECard during your campus tour! You can use it for many things, including:


- Buying food at University Food Services and UVSS Food Outlets
- Riding public buses anywhere in Victoria
- Access to CARSA, UVic's campus gym
- Purchases at the UVic Bookstore
- Paying for printing at ZAP Copy in the Student Union Building
- Borrowing books from the McPherson Library
- Paying for printing at the McPherson Library

Loading money onto your ONECard

To put money on your ONECard so you can use it across campus, visit the ONECard office in the University Centre. You can also load money online at uvic.ca/onecard!

Lost your ONECard?

It's okay! First, freeze your card at uvic.ca/onecard so no one can spend your money, then visit the ONECard Office at the University Centre. If it has not been found and returned, it will cost \$20 to replace.



LEARN ABOUT UPCOMING EVENTS

| <div> ENGLISH LANGUAGE CENTRE @UVIC </div> <div> 4-Week Language and Culture Program (P4) SAMPLE CALENDAR </div> | | | | | | | |
|---|---|---|---|--|---|---|--|
| Details | Sun | Mon | Tue | Wed | Thu | Fri | Sat |
| Mix and Mingle 7:00pm - 9:00pm Meet in the Atrium of the Continuing Studies Building for food and an early start to some friendships! | 1 Arrival Day Welcome to Victoria! Check-in to Dorms at 3:00pm 7:00pm Mix & Mingle | 2 Start Up Testing, WELCOME to the English Language Centre, Campus Tours, and Orientation Residence Life Orientation Find your schedule here! | 3 First Day of Classes 2:00pm Downtown Walking Tour | 4 English Classes 2:00pm Culture Night Orientation | 5 English Classes 2:00pm Amazing Race | 6 English Classes 1:00pm Coffee Social 3:00pm Afternoon Sports | 7 Additional Cost Activities: 2-Night Vancouver Trip (Continued) |
| Start Up Cultural Assistant staff will meet you at your residence entrance at 8:00am and escort you to your Placement Tests. | 8 Additional Cost Activities: 2-Night Vancouver Trip (Return) | 9 English Classes 2:00pm Royal BC Museum & IMAX | 10 English Classes 2:00pm Culture Night Preparation | 11 English Classes 2:00pm Workshop #1 | 12 English Classes 1:45pm Discover BC #1 Fort Rodd Hill | 13 English Classes 1:00pm Coffee Social 3:00pm Afternoon Sports | 14 Additional Cost Activities: 2-Night Vancouver Trip (Continued) |
| Class placements will be available by 8:00pm on your "My Account" login at www.uvic.ca/elc | 15 Additional Cost Activities: 2-Night Vancouver Trip (Return) | 16 English Classes 2:00pm Free Afternoon 5:00pm Hamburger Cookout and Live Music | 17 English Classes 2:00pm Culture Night Preparation | 18 English Classes 2:00pm Workshop #2 | 19 English Classes 1:45pm Discover BC #2 Sidney | 20 English Classes 1:00pm Coffee Social 3:00pm Afternoon Sports | 21 Additional Cost Activities: Butchart Gardens |
| Culture Night Preparation Prepare for Culture Night, an evening dedicated to celebrating everything that makes all of us similar and unique! Put together a presentation or activity that demonstrates the various cultures in your class to show to the rest of the program. | 22 Additional Cost Activities: Kayaking Whale Watching | 23 English Classes 2:00pm Culture Night Preparation | 24 English Classes Program Evaluations sent by email 2:00pm Culture Night Preparation 7:00pm Culture Night | 25 English Classes 2:00pm Beach Day | 26 Final Speaking Test | 27 Final Class & Class Wrap-Up Farewell Event & Certificate Presentation | 28 Check-out of Dorms by 11:00am Farewell and good luck from the English Language Centre! |
| Coffee Social and Afternoon Sports Enjoy conversation, snacks and games during Coffee Social and play sports afterwards. Go to the Info Table in the CST Atrium if you want to join. | | | | | | | |
| Workshops Join our Cultural Assistants for specially-prepared activities and an afternoon of fun! | | | | | | | |
| Additional Cost Activities Purchase your tickets at the Continuing Studies Student & Financial Services Office, or purchase online . | | | | | | | |

This calendar is subject to change without notice and was last updated on March 17, 2023.

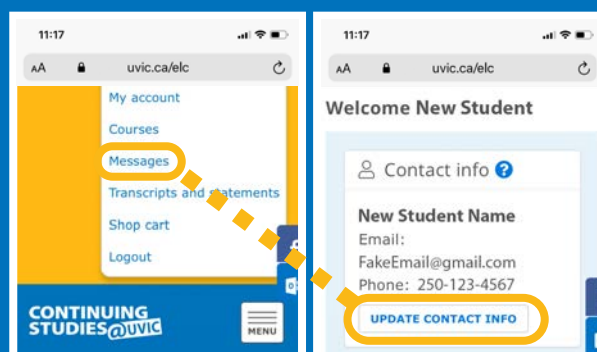
Your Program Calendar shows basic information for every ELC event - this will help you plan for activities weeks in advance! You can always check your calendar online at uvic.ca/elc/current-students.

Make sure your email is correct

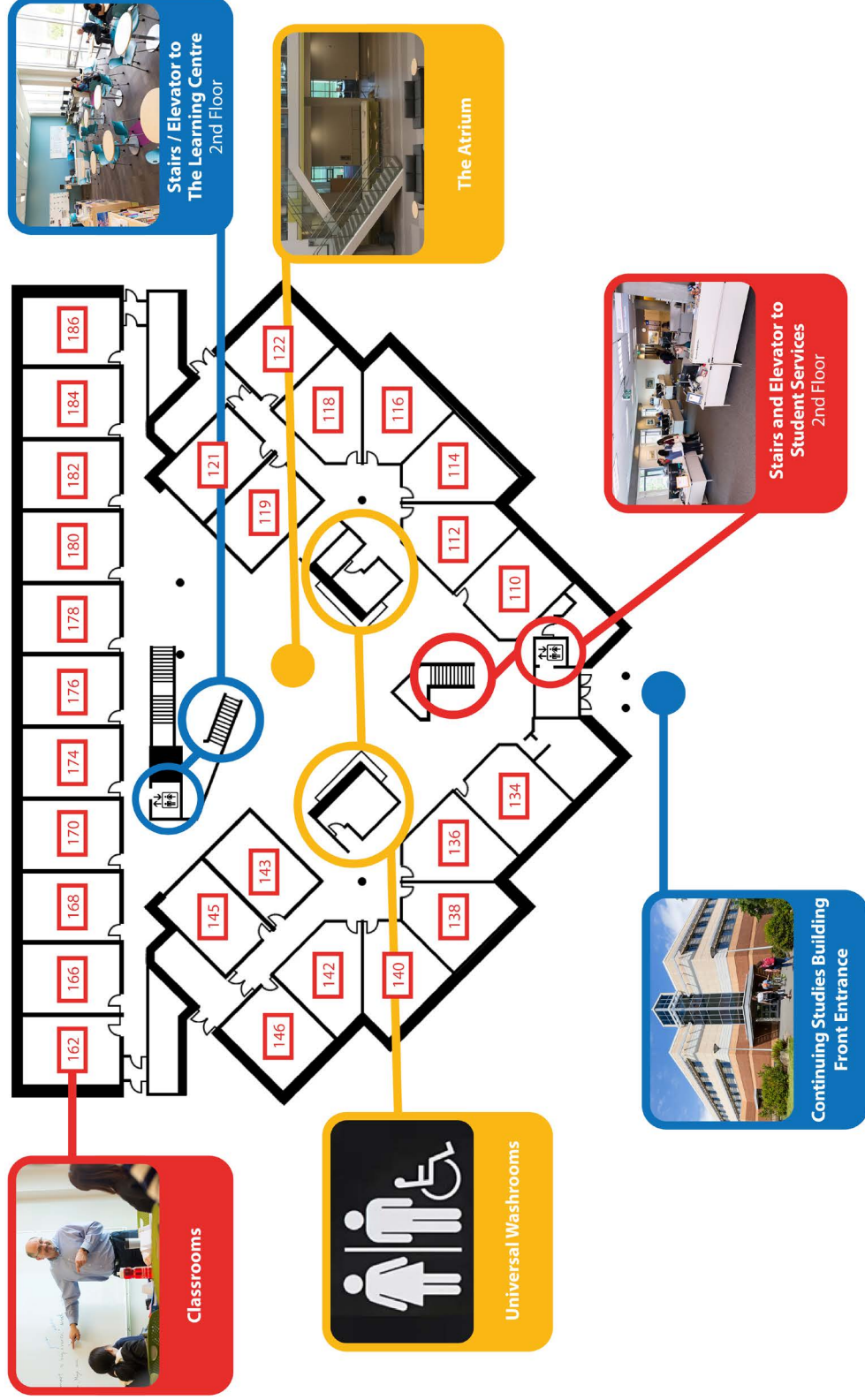
We also use email to send you very important information such as detailed instructions for Additional Cost Activities that you've purchased, so make sure it's correct!

Check or change your email


You can check or change your email using **My Account**. Just log in and select **Messages**!



English Language Centre Map



STUDENT SERVICES



If you are confused or have any questions, **Student Services** is a great place to start looking for answers!

In this office, we can:

- Make sure you are registered in the right class
- Give you directions to your classroom
- Provide immigration advice related to your program of study
- Sign you up for Additional Cost Activities
- Connect you with our Homestay team
- Help you find lost items
- Assist you with any other questions you have


Finding the office

Student Services is located on the 2nd Floor of the Continuing Studies building.

The easiest way to get there is by using the stairs or elevator directly in front of the building's main entrance. Once you are on the 2nd Floor, the office is beside the main stairwell.

For visual directions, see the English Language Centre Map on Page 7.

UVIC HOMESTAY



UVic Homestay students have access to our wonderful Homestay team! If you have any questions or concerns about your homestay experience, they are always happy to help you.

There are several ways to contact our team:

If you want to send an email, please address your messages to **HomestaySupport@uvic.ca**.

If you prefer talking on the phone, please call **250-472-4268**.

Want to meet face-to-face? You can make an appointment to talk in person at **Student Services**.

Making an Appointment



Plan a meeting with UVic Homestay at **Student Services**. Their office is located on the 2nd Floor of the Continuing Studies Building.

For visual directions to the office, see the English Language Centre Map on Page 7.

UVIC DORMITORIES

Your stay in UVic Dormitories includes a single room with a bed, dresser, desk and mirror. Bedding is also included (sheets, blankets, and pillows) and a linen exchange is available twice per week on designated days. There are single or shared bathrooms with showers, toilets, sinks, mirrors, and toilet paper. Shared bathrooms are divided by gender. Students must bring their own bath and hand towels. Wi-Fi can be accessed using your UVic Netlink login and password.

Dormitory buildings have mixed language groups and each wing of the building is divided by gender. Public areas such as the lounges and hallways are English-only zones. Cultural Assistants (CAs) live in the dorms to provide you with support. Campus Security (250-721-7599) is available 24 hours per day, 7 days per week, in case of emergency.

The UVic Housing Office is available 24 hours per day 7 days per week. Staff there will help you if you lose your keys or need to borrow an iron or extra blankets and pillows.

On-site laundry facilities are located in each building. To operate the laundry machines, you can purchase a card from Residence Services and put money on it, or you can download the Coinamatic CP app and use the app to pay. Garbage and recycling facilities as well as vacuum cleaners are available in each building.

Students must abide by the Community Standards as outlined in the Community Living Handbook. These terms and conditions apply to all students staying in residence. If you break the rules or laws in UVic Dormitories, you can be asked to leave the dormitories and your program.

Smoking is permitted outside in designated areas with red benches. There is no smoking in any buildings including roofs and balconies. Drinking alcohol is permitted in your residence room if you are over 19 years old. There is no alcohol allowed in public areas (this includes lounges and outdoor spaces). Quiet time in residences is Sunday–Thursday, 9:00pm–8:00am and Friday–Saturday, 12:00am–10:00am.



MEAL PLAN (DORMITORY STUDENTS ONLY)

Your ONECard has been preloaded with a meal plan for 3 meals per day (\$40/day value). If you need to add money to your ONECard, you can do this at the ONECard Office located inside Jamie Cassels Centre. Money remaining on your card by the end of the program will not be refunded. Please use your meal plan dollars during your program.

Food Services:

For hours and locations: Click on the following link or scan the QR code: <https://www.uvic.ca/services/food/where/index.php>

Hot meals are available during the following hours:

- Breakfast: 7:00am – 10:00am
- Lunch: 11:00am – 2:00pm
- Dinner: 4:00pm – 7:00pm



Your ONECard's meal plan cannot be used in any of the SUB food service locations, Starbucks or the Uvic Bookstore. If you would like to use your ONECard at the SUB, you will need to load money on the FLEX plan online or by going to the ONECard office in the Jamie Cassels Centre.

Click here for more information about Uvic's Food Services: www.uvic.ca/services/food.



THE ATRIUM + WEEKLY ACTIVITIES



The Atrium is the large, open room at the centre of the Continuing Studies Building. It is a shared public space where you are welcome to relax, eat, study, enjoy activities, or chat with friends. **It is recommended to wear your face mask**, except when you are eating at a table. At times, your classroom may be where you will eat your lunch.


Microwaves & Kitchenettes



The Atrium has microwaves, kettles, sinks, soap, and paper towels for your use.

Please leave the Atrium clean for others to use.

Announcement Screens



Another way to learn about upcoming ELC and UVic events is by looking at the Announcement Screens in the Atrium!

Watch your email for weekly activity announcements from ELC staff.

THE ATRIUM + WEEKLY ACTIVITIES



The Atrium

Meet here to attend scheduled Friday activities.

Coffee Socials

The Atrium | Fridays, 1:00 - 3:00pm

On some Fridays, the ELC hosts a fun afternoon of games, hot drinks and cookies! Each Coffee Social has a different theme, such as karaoke, video games, or a holiday celebration! Cultural Assistants will provide activities, card games, board games, snacks and beverages so you can have lots of fun while practicing your English with friends!

Afternoon Sports

Meet at the Info Table | Fridays, 3:00 - 4:00pm

Some Fridays, the ELC will offer a different sports activity may include:

- Soccer
- Basketball
- Volleyball
- Dodgeball
- Badminton
- Yoga
- Dance
- Ultimate Frisbee



CULTURAL ASSISTANTS



Cultural Assistants (CAs) are a team of staff who are here to help you during ELC events!

CAs lead ELC activities on & off-campus, including **Coffee Socials**, **Sports**, **Conversation Clubs** and **Downtown Tours**.

Some CAs live in Dorms. If you are concerned about safety, noise or have questions, they are available to help you.

If you need help, just find a person in a **red ELC Staff t-shirt** or **hoodie** to help you with:

- Joining activities like karaoke, music bingo, sports and board games
- Giving you directions on campus
- Recommending restaurants in the city and telling you how to get there
- Answering any other questions you may have!

The Information Table



During lunch and our Coffee Social events, a CA may be at the **Info Table** in the **Atrium**! Here, you can:

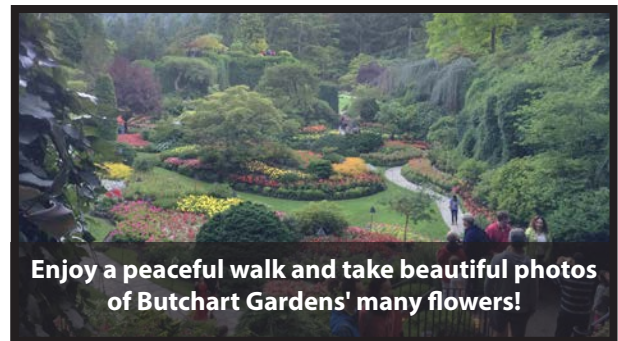
- Ask questions about the ELC, UVic, Victoria, Canada and more!
- Get information about weekly program activities.
- Play fun games and win free prizes

ADDITIONAL COST ACTIVITIES

Want to experience even more of Victoria? When offered, students are able to purchase tickets to the ELC's **Additional Cost Activities** at the **Student Services** office, or buy them online at uvic.ca/elc/current-students/activities.

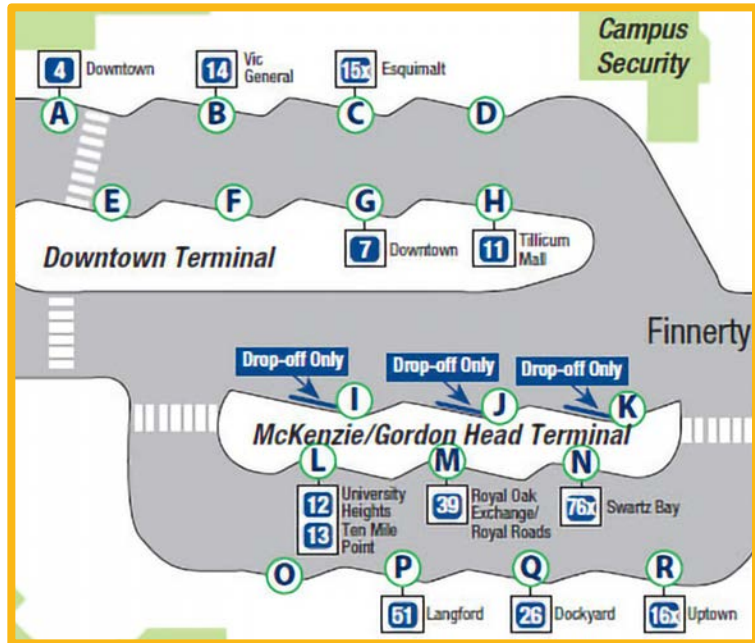
Before each trip, you will receive an email with details about the activity. Make sure your **My Account** is connected to an email that you check regularly (see Page 6)!

You will need your **ONECard** to purchase tickets. You can pay with cash or credit card. Please note that all sales are final and we cannot offer refunds!





THE BUS LOOP + CAMPUS SECURITY



The Bus Loop (also called UVic Exchange) is the final stop for all Victoria public buses that travel to UVic. From this location, you can travel to almost any Greater Victoria neighborhood: Downtown, Oak Bay, Saanich, Esquimalt, Langford, Sidney and more!

If you want to go downtown, all of the bus stops in the Downtown Terminal beside the UVic Bookstore (Bus Stops A - H) will take you there. Buses that go to other Greater Victoria locations usually depart from the McKenzie/Gordon Head Terminal, which is next to the Student Union Building (Bus Stops L - R).

Do you need help planning a trip that uses a bus? See Page 26 or ask a Cultural Assistant!

Campus Security

Keeping UVic safe

If you get hurt, feel unsafe, or see anything suspicious while you're at UVic, call Campus Security at **250-721-7599**. Their office is by the Bus Loop - open 24 hours a day, 7 days a week!

Lost and Found

If you lose an item at UVic and it hasn't been returned to the ELC's Student Services area, it might be in Campus Security's Lost and Found. Visit or phone during daytime hours!



JAMIE CASSELS CENTRE



UVic's Jamie Cassels Centre is home to many different and useful areas for ELC students.

It is located directly across Ring Road from the Continuing Studies Building. Here, you can:

- **Get on private charter buses** outside the building entrance for ELC trips going to Butchart Gardens and Vancouver
- Purchase lunch and snacks at the many different food outlets in **Mystic Market**
- Ask any questions you have about UVic at the **Welcome Centre**
- Buy tickets and enjoy performances at the **Farquhar Auditorium**

The ONECard Office



The **ONECard Office** is located on the first floor of the University Centre.

Here, you'll receive your ONECard student identification on your campus tour.

You can also come to the office to add funds to your card, or to replace your card if it has been lost.

EATING ON CAMPUS



There are many places where you can buy food and sit down to eat on UVic's campus! Below are some locations that accept cash, debit, credit card and ONECard:

The Cove

Inside Cheko'nien House (Next to the SUB)

The Cove has 10 food kiosks which include vegan, vegetarian, no-gluten, no-dairy, and halal options.

Mystic Market

Inside the Jamie Cassels Centre (JCC)

Mystic Market contains many different restaurants and lots of tables for eating!

UVSS Food Outlets

Inside the Student Union Building (SUB)

The SUB has a grill, health food bar, coffee shop, and more! Food services here are **not** covered by your meal plan.

Starbucks

Beside the Bus Loop


The only Starbucks in Victoria that accepts ONECard! Food services here are **not** covered by your meal plan.

And those are only four of UVic's many food outlet locations! For a list of every place to eat at UVic, and information like store hours and specials, visit uvic.ca/services/food.

Felicita's Campus Pub (Inside SUB)

This is a great place to enjoy food, drinks, and entertainment! In addition to bar and table-side service, Felicita's frequently hosts local bands and fun community events like Karaoke Night. Food services here are **not** covered by your meal plan.

You must be the legal drinking age (19 or older) to enter, and will need to show **a government issued ID**. Felicita's is **unable to accept ONECard as ID or payment**, so make sure you come prepared!



THE STUDENT UNION BUILDING



The **Student Union Building** - called the **SUB** for short - is a building full of businesses run by UVic students.

Some of the most useful places in the SUB for ELC students are:

- **The UVSS food outlets**, where you can buy health food, grilled food, pizza, snacks, coffee, soda, and more! Services here not included in your meal plan.
- The **Vertigo Lounge**, a great place to eat with plenty of seating and tables.
- **ZAP Copy**, a store where you can print your documents and assignments.
- The **Post Office**, where you can send mail.
- **Heart Pharmacy**, where you can buy medicine and other pharmacy items.



Cinecenta Movie Theatre



Cinecenta is the campus movie theatre. Located in the SUB beside the Bus Loop entrance, this is a great place to see all kinds of films for a great price!

Cinecenta is also where you can find the **Munchie Bar**, a small shop where you can buy coffee, snacks, and sandwiches, as well as - of course - popcorn!

CAMPUS COMPUTERS + PRINTING



Computers

If you need to use a computer, you can find many available on the first floor of the **McPherson Library**. You can log into any of these computers with your **Netlink ID** and password (see Page 4).

The **Learning Centre** also has some computers that you are welcome to use for English homework! However, the Learning Centre does not have a printer.

Printing


The McPherson Library has four print stations. Black & White printing is **\$0.12 per page**, which you pay for using your **ONECard** (see Page 5). You can access these print stations from any library computer - if you need help, library staff are happy to assist you!

ZAP Copy


ZAP Copy is another place you can print your documents and assignments. It is located in the Student Union Building.

Like the McPherson Library, you always use your **ONECard** to pay for printing at this store - a ZAP staff member can help you set up your account if you need assistance.

At ZAP, printing is a little less expensive than at the library: Black & White printing is only **\$0.10 per page!**



CAMPUS GYMS



CARSA

CARSA is UVic's Centre for Athletics, Recreation, and Special Abilities. ELC students are part of the gym's **ALL IN Fit and Climb** package, which includes full access to:

- The CARSA fitness weight centre
- The CARSA rock climbing centre
- Reservations for group fitness classes
- Drop-in times at the field sport house
- Free tickets to Vikes games and events
- And more!

You must sign a waiver before you can use any of CARSA's facilities. Please make sure you do so the first time you visit the gym.

The fitness centres require indoor running shoes and the climbing wall requires climbing shoes (you can rent climbing shoes at CARSA).

You can check online for drop-in times and book group fitness classes at <https://vikesrec.ca/>.

McKinnon Gym


Your CARSA membership also includes access to the McKinnon fitness centre and pool!

The McKinnon gym is located between CARSA and the UVic Bookstore. See Page 16 for visual directions.

To use a locker at the McKinnon gym, remember to bring your own combination lock!



MULTIFAITH SERVICES



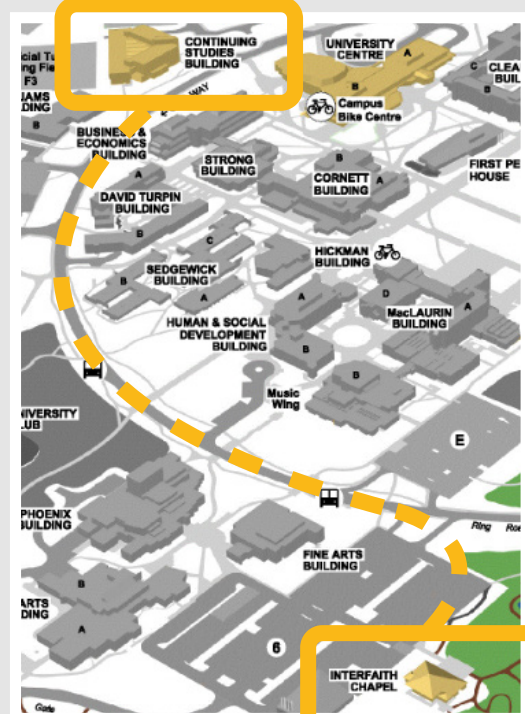
Multifaith Services seeks to foster community while providing religious and spiritual support and spiritual care for the students and staff at the University of Victoria.

With a wide variety of spiritual leaders of many different religions, Multifaith Services can offer:

- Prayer and meditation groups
- Pastoral counseling
- Weekly activities such as a Pet Café, drumming, and Laughter Yoga
- Workshops on a variety of interests

Want to get connected? You can visit uvic.ca/multifaith to learn more!

Finding the Interfaith Chapel

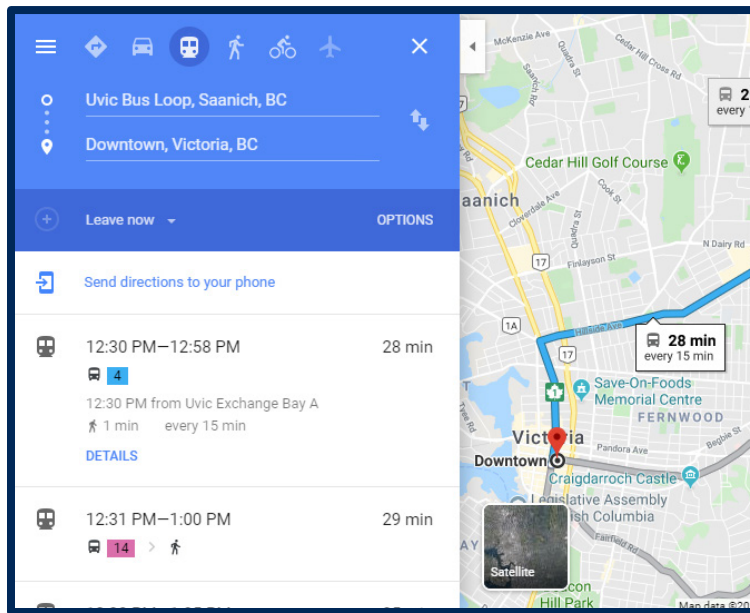


Greater Victoria



Downtown Victoria

TAKING THE BUS IN VICTORIA



Your **ONECard** allows you to ride on any BC Transit bus while in Victoria. Here are some helpful tips for taking the bus:

- **Plan to arrive at the bus stop a few minutes early.** Buses often don't arrive exactly on schedule, and might leave without you if they are a little early.
- When you first get on the bus, **swipe your ONECard across the top of the farebox** to be allowed on. Please **DO NOT INSERT** your card into the farebox - it will destroy your ONECard!
- Press a **red STOP button** (or pull on one of the **yellow cables** along the bus windows) to let the driver know you want to get off at the next bus stop.
- The seats at the front of the bus are called **courtesy seating**. You are welcome to sit there, but if a senior citizen or someone with a wheelchair or stroller needs a seat, please offer these chairs to them.

Planning Your Trip

When you take the bus, knowing where to go is very important! You can plan your trip on your phone with free applications like **Next Ride** or **Google Maps**.

Safety Stops

If you ever feel unsafe, you can ask the bus driver to let you off between regular bus stops. Please ask your driver at least one stop ahead of where you want to get off.

MEDICAL INSURANCE + HEALTH CLINICS



All students at the English Language Centre have paid the **UVSS Student Services Fee**. This means that you have **guard.me** medical insurance coverage for the duration of your studies with us.

This plan covers medical services required to address new and unexpected illness or injury. More information is available at <https://continuingstudies.uvic.ca/help-centre/international-students>.

Find a Health Clinic

If you need to talk to a health professional in person, go to guard.me/uvcs, select **Find a Canadian Clinic**, and follow the easy instructions. The website will bring up a list of available clinics close to you! **DO NOT** go in person until you have made an appointment online or by phone.

Using the **mobileDOCTOR** App

If you are feeling unwell, you can use the **mobileDOCTOR** app from anywhere, for immediate medical advice. This app offers confidential video consultation to international students 24/7.

Be prepared for an unexpected illness by downloading the **mobileDOCTOR** app and following the steps at guard.me/uvic/mobileDOCTOR. You will need your policy number and date of birth.

Submit an Insurance Claim

In some situations you will need to pay the clinic and then submit a claim to **guard.me** to be reimbursed for eligible services. Visit guard.me/uvcs, select **Submit a Claim** and follow the easy instructions!

PERSONAL SAFETY



Canada is a wonderful place to visit and study - a peaceful and friendly country. But it is always better to be safe than sorry, so here are some tips to help you stay comfortable and safe:

- Never leave your items alone in a public space
- When you go out, plan ahead! Know where you are going and how to get there
- If someone is bothering you, don't worry about their feelings - tell them to stop!
- When you go out at night, go out with friends
- You can always ask Canadian police for help - they are friendly and professional
- **In an emergency, call 9-1-1.**

Don't be Fooled by Scams

Some people may try to trick you into giving them your money / personal information over the phone or online. Use this advice to protect yourself:

Talk to someone you trust first. Before you transfer money or information, you can ask your homestay parents or a CA if you are worried. If an email from a friend seems strange, don't reply - ask them about their message another way.

Research online. If a company wants something from you, look up their company name and address online along with "scam" or "fake." You can see if other people have been tricked.

COUNSELLING

Sometimes, being in a country far from home can be challenging. It is always okay to ask for help!

At the English Language Centre, free and confidential counselling services are available for you to see someone who will help you.

Common reasons students might need counselling support include:

- Missing home
- Feeling sad, angry, lonely, or upset
- Going through a difficult time
- Having a family emergency



Student Immigration Advising

Are you a temporary resident in Canada and have immigration questions related to your study program?

We have a Regulated International Student Immigration Advisor (RISIA) available to answer your questions.

Common reasons students might need immigration assistance include:

- Want to stay in Canada longer
- Need to extend their current study permit
- Need to travel outside of Canada and return
- Want to work during the program of study

Making an Appointment

If you want to speak with our **Student Support Coordinator** or the **Student Immigration Advisor**, you can schedule an appointment

To make a meeting, visit the **Student Services** area and talk to one of our friendly receptionists. Their office is located on the 2nd Floor of the Continuing Studies Building.

For visual directions to the office, see the English Language Centre Map on Page 7.



THE SUGGESTION BOX



The English Language Centre is always happy to hear your feedback and suggestions!

If you have any comments you would like to share with us, please write your comment on a piece of paper and address it to one of the following staff:

- **Academic Issues:** Selena Bryan
- **Activities:** Don Mellings
- **Homestay:** Paula Ceroni
- **Registration:** ELC Registration
- **Classroom:** Your teacher's name
- **Not sure?** ELC Administrator


Leave your message in our suggestion box, and it will be delivered shortly.

Talk to Us In-Person



You are also welcome to speak to any of us directly about your ideas or comments! Come to **Student Services** and let one of our staff know that you want to make an appointment.

For visual directions to the office, see the English Language Centre Map on Page 7.










► Contact us

English Language Centre
Division of Continuing Studies
University of Victoria
PO Box 1700 STN CSC
Victoria BC V8W 2Y2
Canada


Tel 1-250-721-8469
Fax 1-250-721-8774
elcreg@uvic.ca

uvic.ca/elc

► ELC on social media

 /EnglishLanguageCentre
 /UVicHostFamilies
 /ELC_UVic
 /elc_uvic
 /EnglishLanguageUVic

In Spanish

 /VenyViveVictoria
 @VenyViveVictoria

In Mandarin

 /uvicpathway